



Location: ACL1 - City Hall

Report on 24-hour TSP monitoring

Action Level ($\mu\text{g}/\text{m}^3$) - 163

Limit Level ($\mu\text{g}/\text{m}^3$) - 260

Date	Sampling Time	Weather Condition	Filter paper no.	Filter Weight, g		Elapse Time, hr		Sampling Time, hr	Flow Rate, m^3/min			Total Volume, m^3	TSP Level, $\mu\text{g}/\text{m}^3$
				Initial	Final	Initial	Final		Initial, Q_{si}	Final, Q_{sf}	Average		
5-Oct-15	8:00	Rainy	013479	2.8734	2.9408	21954.54	21978.54	24.00	1.14	1.14	1.14	1641	41.1
12-Oct-15	13:00	Cloudy	013178	2.8061	2.9070	21998.81	22022.81	24.00	1.15	1.15	1.15	1652	61.1
16-Oct-15	8:00	Fine	012964	2.7805	2.8716	22022.81	22046.81	24.00	1.14	1.14	1.14	1641	55.5
22-Oct-15	8:00	Fine	012916	2.8262	2.9745	22049.81	22073.81	24.00	1.14	1.14	1.14	1637	90.6
28-Oct-15	8:00	Cloudy	013578	2.8031	2.9257	22076.81	22100.81	24.00	1.14	1.14	1.14	1644	74.6

Remarks: Due to interruption of electricity, the 24hr TSP was rescheduled from 10 October 2015 to 12 October 2015.

Report on 1-hour TSP monitoring

Action Level ($\mu\text{g}/\text{m}^3$) - 460

Limit Level ($\mu\text{g}/\text{m}^3$) - 500

Date	Sampling Time	Weather Condition	Filter paper no.	Filter Weight, g		Elapse Time, hr		Sampling Time, hr	Flow Rate, m^3/min			Total Volume, m^3	TSP Level, $\mu\text{g}/\text{m}^3$
				Initial	Final	Initial	Final		Initial, Q_{si}	Final, Q_{sf}	Average		
6-Oct-15	8:15	Cloudy	013077	2.7977	2.8038	21978.54	21979.54	1.00	1.14	1.14	1.14	68	89.2
6-Oct-15	9:18	Cloudy	013168	2.8026	2.8046	21979.54	21980.54	1.00	1.14	1.14	1.14	68	29.2
6-Oct-15	10:22	Cloudy	013171	2.8077	2.8104	21980.54	21981.54	1.00	1.14	1.14	1.14	68	39.5
12-Oct-15	8:15	Cloudy	012962	2.8019	2.8062	21995.78	21996.78	1.00	1.15	1.15	1.15	69	62.3
12-Oct-15	9:17	Cloudy	012959	2.7962	2.7988	21996.78	21997.78	1.00	1.15	1.15	1.15	69	37.7
12-Oct-15	10:20	Cloudy	013177	2.8099	2.8123	21997.78	21998.78	1.00	1.15	1.15	1.15	69	34.8
17-Oct-15	8:25	Fine	012926	2.8020	2.8120	22046.81	22047.81	1.00	1.14	1.14	1.14	68	146.3
17-Oct-15	9:29	Fine	012915	2.8302	2.8401	22047.81	22048.81	1.00	1.14	1.14	1.14	68	144.8
17-Oct-15	10:51	Fine	008369	2.8651	2.8747	22048.81	22049.81	1.00	1.14	1.14	1.14	68	140.4
23-Oct-15	8:48	Fine	013587	2.8014	2.8097	22073.81	22074.81	1.00	1.14	1.14	1.14	68	121.6
23-Oct-15	9:52	Fine	013584	2.8070	2.8145	22074.81	22075.81	1.00	1.14	1.14	1.14	68	109.9
23-Oct-15	11:00	Fine	013581	2.8138	2.8230	22075.81	22076.81	1.00	1.14	1.14	1.14	68	134.8
29-Oct-15	8:05	Cloudy	013538	2.8011	2.8084	22100.81	22101.81	1.00	1.14	1.14	1.14	69	106.5
29-Oct-15	9:17	Cloudy	013535	2.8161	2.8223	22101.81	22102.81	1.00	1.14	1.14	1.14	69	90.4
29-Oct-15	10:20	Cloudy	012422	2.8248	2.8327	22102.81	22103.81	1.00	1.14	1.14	1.14	69	115.2



Location: ACL2a - Contractor HK/2012/08 Site office

Report on 24-hour TSP monitoring

Action Level ($\mu\text{g}/\text{m}^3$) - 187.3

Limit Level ($\mu\text{g}/\text{m}^3$) - 260

Date	Sampling Time	Weather Condition	Filter paper no.	Filter Weight, g		Elapse Time, hr		Sampling Time, hr	Flow Rate, m^3/min			Total Volume, m^3	TSP Level, $\mu\text{g}/\text{m}^3$
				Initial	Final	Initial	Final		Initial, Q_{si}	Final, Q_{sf}	Average		
6-Oct-15	14:30	Rainy	013464	2.8382	2.9042	4298.73	4322.73	24.00	1.16	1.16	1.16	1673	39.5
10-Oct-15	8:00	Cloudy	013461	2.8427	2.9585	4322.73	4346.73	24.00	1.24	1.25	1.24	1786	64.8
16-Oct-15	8:00	Fine	013181	2.8185	3.0054	4349.73	4373.73	24.00	1.09	1.09	1.09	1573	118.8
22-Oct-15	8:00	Fine	013242	2.8519	3.0472	4376.81	4400.81	24.00	1.09	1.09	1.09	1569	124.4
28-Oct-15	8:00	Cloudy	013598	2.7904	3.0132	4403.81	4427.81	24.00	1.23	1.23	1.23	1775	125.6

Remarks: Due to interruption of electricity, the 24hr TSP was rescheduled from 5 October 2015 to 6 October 2015.

Report on 1-hour TSP monitoring

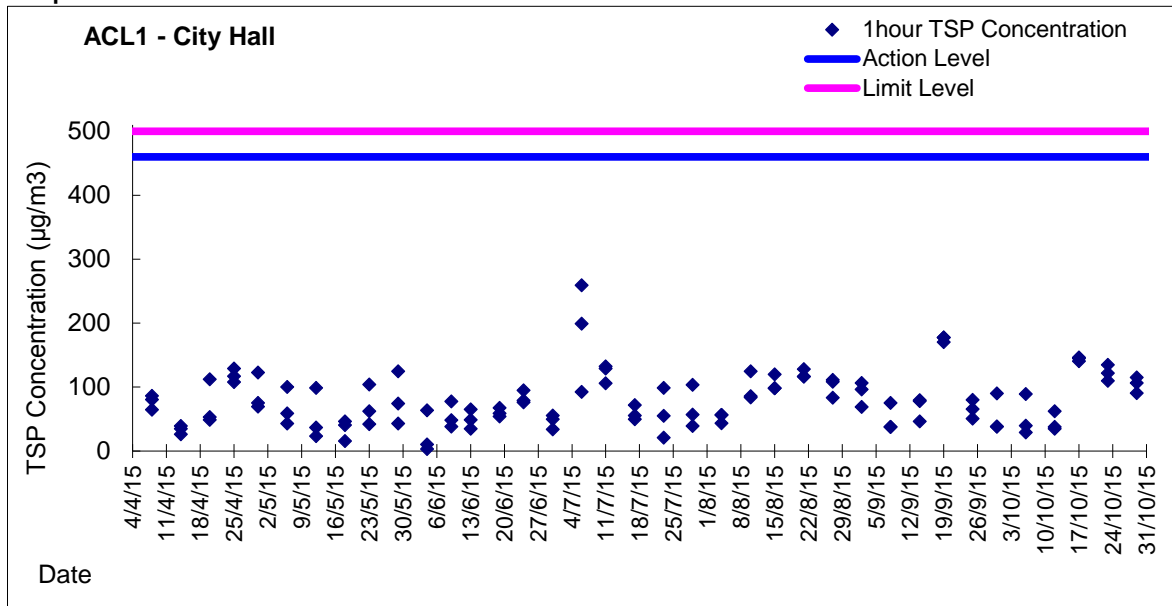
Action Level ($\mu\text{g}/\text{m}^3$) - 300.1

Limit Level ($\mu\text{g}/\text{m}^3$) - 500

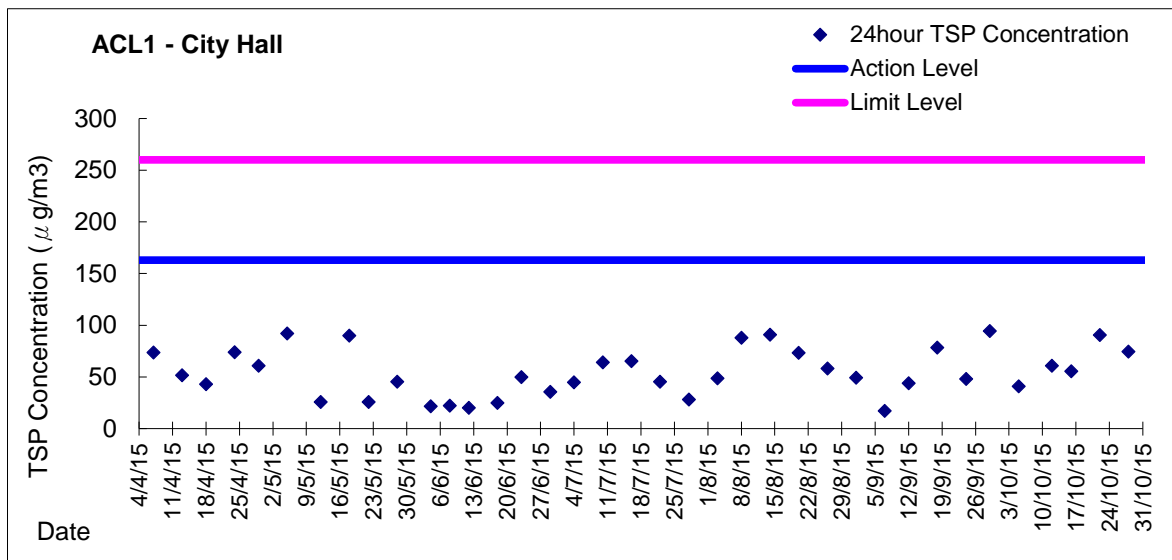
Date	Sampling Time	Weather Condition	Filter paper no.	Filter Weight, g		Elapse Time, hr		Sampling Time, hr	Flow Rate, m^3/min			Total Volume, m^3	TSP Level, $\mu\text{g}/\text{m}^3$
				Initial	Final	Initial	Final		Initial, Q_{si}	Final, Q_{sf}	Average		
6-Oct-15	8:16	Cloudy	013478	2.8579	2.8590	4295.73	4296.73	1.00	1.09	1.09	1.09	66	16.8
6-Oct-15	10:38	Cloudy	013473	2.8576	2.8595	4296.73	4297.73	1.00	1.16	1.16	1.16	70	27.3
6-Oct-15	13:00	Cloudy	013468	2.8470	2.8484	4297.73	4298.73	1.00	1.09	1.09	1.09	66	21.4
12-Oct-15	8:35	Cloudy	012952	2.7980	2.8072	4346.73	4347.73	1.00	1.10	1.10	1.10	66	139.1
12-Oct-15	10:05	Cloudy	013409	2.7900	2.7957	4347.73	4348.73	1.00	1.10	1.10	1.10	66	86.2
12-Oct-15	13:00	Cloudy	013407	2.7881	2.7933	4348.73	4349.73	1.00	1.24	1.24	1.24	74	69.8
17-Oct-15	8:54	Fine	013562	2.7873	2.7969	4373.81	4374.81	1.00	1.23	1.23	1.23	74	130.1
17-Oct-15	10:05	Fine	013558	2.7746	2.7840	4374.81	4375.81	1.00	1.23	1.23	1.23	74	127.3
17-Oct-15	13:00	Fine	013608	2.7761	2.7862	4375.81	4376.81	1.00	1.23	1.23	1.23	74	136.8
23-Oct-15	10:08	Fine	013550	2.7969	2.8071	4400.81	4401.81	1.00	1.23	1.23	1.23	74	138.4
23-Oct-15	13:00	Fine	013576	2.8135	2.8240	4401.81	4402.81	1.00	1.23	1.23	1.23	74	142.5
23-Oct-15	14:13	Fine	013573	2.7989	2.8101	4402.81	4403.81	1.00	1.23	1.23	1.23	74	152.0
29-Oct-15	8:45	Cloudy	013567	2.7911	2.7999	4427.81	4428.81	1.00	1.16	1.16	1.16	70	125.9
29-Oct-15	9:55	Cloudy	013592	2.7836	2.7918	4428.81	4429.81	1.00	1.23	1.23	1.23	74	110.8
29-Oct-15	11:00	Cloudy	013525	2.8152	2.8249	4429.81	4430.81	1.00	1.23	1.23	1.23	74	131.0



Graphic Presentation of 1 hour TSP Result

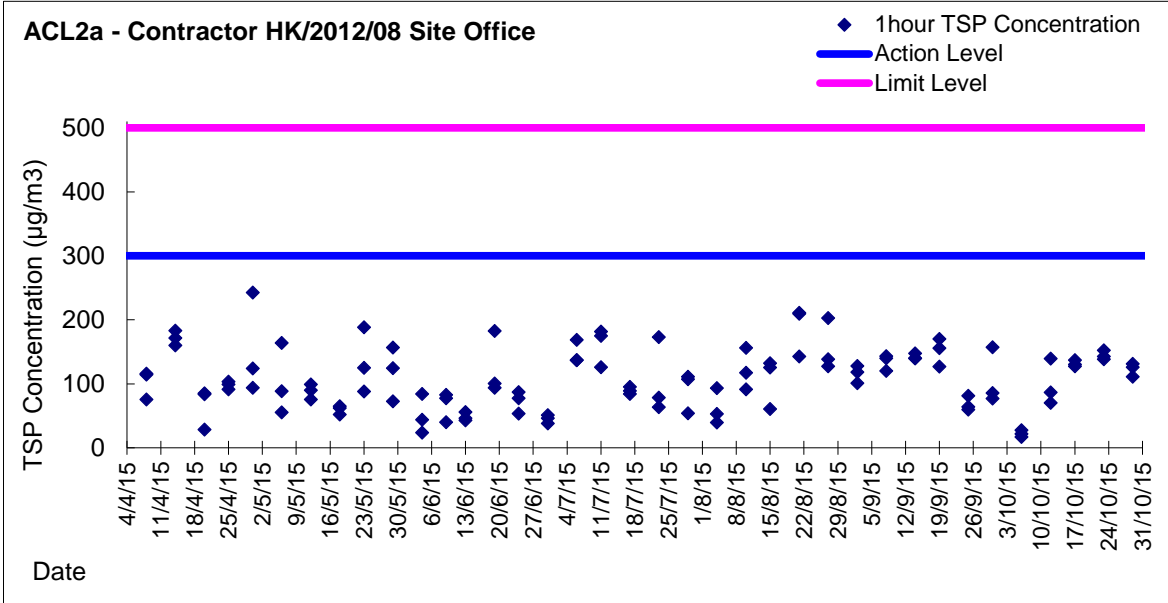


Graphic Presentation of 24 hour TSP Result





Graphic Presentation of 1 hour TSP Result



Graphic Presentation of 24 hour TSP Result

